

KFH 17-15 R

Beveller up to 15 mm

Universal beveller with booster and spring technology for perfectly preparing welded seams.

Product number: 7 238 18 61 00 0



Details

- + Milling performance improved by 30 - 80 % and vastly reduced vibrations thanks to new booster technology.
- + Spring technology: absorption of rotational forces and therefore improved operational safety from low-vibration working.
- + FEIN ErgoGrip: unique, ergonomic concept of two-handed operation for fatigue-free working (patent pending).
- + Extensive user protection features include soft start, restart protection, jam monitoring and electronic overload protection.
- + Efficient quick-change cutter system for minimal interruptions.
- + Effective material removal requiring little force.
- + Extensive range of accessories for various materials such as steel, stainless steel and non-ferrous metals.
- + Above-average service life of the indexable inserts due to 8-fold or 16-fold usability.

Price includes

- + 1 tool (without milling head, without guide roller, without indexable tips)
- + 1 x copper paste
- + 1 x TX 15 Torx screwdriver
- + 6 x clamping screws
- + 1 socket head wrench 5 mm
- + 1 plastic carrying case

Product feature

- + Soft start
- + Blockage monitoring
- + Speed preselection
- + Spring technology
- + Restart protection
- + Electronic overload protection
- + Booster technology
- + Quick-change cutter system

Application



Installation work

+

Bevel length of up to 5 mm at 45°

++

Bevel length of up to 8 mm at 45°

++

Bevel length of up to 15 mm at 45°

+

Workshop jobs

++

+ suitable

++ well suitable

Technical data

TECHNICAL DATA

Input	1,700 W
Output	1,000 W
Speed, no load	2,300 - 7,500 rpm
Max. bevel length at 45°	15 mm
Max. bevel height at 45°	10.6 mm
Bevel angle	30° / 37.5° / 45° / 60°
Radius	2 / 3 / 4 mm
Milling head configuration	3x2 KX tip
Support plate diameter	137 mm
Cable with plug	4 m
Weight according to EPTA	6.40 kg
	6.40 kg

VIBRATION AND SOUND EMISSION VALUES




























Sound pressure level LpA Uncertainty of measured value KpA	90 dB 3 dB
Sound power level LWA Uncertainty of measured value KWA	101 dB 3 dB
Sound peak value LpCpeak Uncertainty of measured value KpCpeak	104 dB 3 dB
Vibration value 1 α_{hv} 3-way Vibration value 2 α_{hv} 3-way	α_h , 3,7 m/s ² α_h , 4,3 m/s ²
Uncertainty of measured value K α	1,5 m/s ²

Weight according to
EPTA



Application examples



 30° 6 43 01 004 01 0	 15 mm 0.590° 6 43 02 004 01 0	 2 mm 0.079° 6 43 02 012 01 0	 3 mm 0.118° 6 43 02 006 01 0	 4 mm 0.157° 6 43 02 015 01 0	 15 mm 0.590° Ø 29,90 mm 6 43 05 002 01 0	 2 mm 0.079° 16,8 mm 0.661° Ø 26,65 mm 6 43 03 009 01 0	KX 10 x 3 13 50 075 00 0
 37,5° 6 43 01 006 01 0	 15 mm 0.590° 6 43 02 003 01 0	 2 mm 0.079° 6 43 02 018 01 0	 3 mm 0.118° 6 43 02 005 01 0	 4 mm 0.157° 6 43 02 016 01 0	 15 mm 0.590° Ø 26,30 mm 6 43 03 003 01 0	 2 mm 0.079° 13 mm 0.512° Ø 32,30 mm 6 43 03 010 01 0	
 45° 6 43 01 003 01 0	 15 mm 0.590° 6 43 02 011 01 0	 2 mm 0.079° 6 43 02 033 01 0	 3 mm 0.118° 6 43 02 054 01 0	 4 mm 0.157° 6 43 02 017 01 0	 16 mm 0.630° Ø 25,00 mm 6 43 03 008 01 0	 3 mm 0.118° 14 mm 0.551° Ø 28,55 mm 6 43 03 004 01 0	
 60° 6 43 01 008 01 0		 2 mm 0.079° 6 43 02 031 01 0	 3 mm 0.118° 6 43 02 054 01 0	 4 mm 0.157° 6 43 02 017 01 0	 16 mm 0.630° Ø 25,00 mm 6 43 03 008 01 0	 4 mm 0.157° 16,2 mm 0.638° Ø 27,55 mm 6 43 03 011 01 0	